



e-pāriksha

**Practice the art of writing  
examinations**

**The assessment to make learning focused**



# e-pāriksha

- Examinations are the tools to assess the ability of learning
- **Terminal Examinations** are used to assess what the taught learnt at the end course
- Terminal Examinations judge what the taught learnt as they are subjective
- The result makes all those who secured above a cut off as passed and grade them on what they know

**The assessment to make learning focused**



# e-pāriksha

- Examinations are also the tools to assess the aspirants to qualify for entry in a course
- **Entrance Examinations** are used to assess the knowledge of the taught
- Entrance Examinations rank the aspirants on the basis of performance
- Rank of the aspirant is given by the degree of what they do not know

**The assessment to make learning focused**



# e-pāriksha

- **Terminal Examinations** can be cleared without learning a part of the curriculum giving a grade on absolute value of the assessment on subjective matters
- **Entrance Examinations** give relative ranking and the best rank is secured by the one who scores maximum in the given time period held once in an year

**The assessment to make learning focused**

# e-pāriksha

## Need of the hour

1. Understand the differences between Terminal & Entrance Examinations
2. Understand the subject with concepts and assess your learning curve
3. Write multiple practice examinations to learn Time management and get SWOT analysis to make you smarter



The assessment to make learning focused

# e-pāriksha



How  
What  
When  
Where

to do

The assessment to make learning focused



# e-pāriksha

Learning System, **the Reality**

- Teaching is a continuous process and evaluation of the taught regularly makes learning better.
- **CCE** the **C**ontinuous **C**lassroom **E**valuation is the mantra of modern Learning.
- The reduction of Teacher-Taught Ratio and the increased workload of teachers is a great constraint for **CCE**
- Automation of **CCE** is the only solution to make learning better.

**The assessment to make learning focused**

# e-pariksha

## Learning System, **the Problems**

- Preparation of content is a tough job, and the evaluation is time consuming where Time is **scarce**.
- Analysis of evaluation is at the **macro level** till date and does not yield better forecasting and Micro level **SWOT analysis** of the evaluation makes the teacher analyze the taught and correct them.
- Introduction of **Time management** at the early stages of learning makes the taught SMART.

**The assessment to make learning focused**



# e-pariksha

Learning System, **the need**

- **Prepare a question bank** based on the curriculum common for all taught under the guidance of experienced teachers.
- Allow the taught to **get evaluated** parallel to teaching at leisure without stress.
- **Analyze** the evaluation to give feed back to teacher and parents for corrective measures.
- Make the taught **interact** with the teacher for effective learning.

**The assessment to make learning focused**

 e-pariksha

Recipe for success: Study while others are sleeping; work while others are loafing; prepare while others are playing; and dream while others are wishing.”

~ William A. Ward

The assessment to make learning focused

The logo for 'e-pariksha' features a stylized blue and white pixelated square on the left, resembling a computer screen or a document icon. To its right, the text 'e-pariksha' is written in a dark blue, sans-serif font. The 'e' is lowercase, while 'pariksha' is lowercase with a dot above the 'a' and 'i' characters.

# e-pariksha

## Why E-Pariksha

- Use the tool to create an examination of the Subjects-Topics taught that day or week.
- Write the Examination with the boundaries of Time and get adjusted to self evaluation
- Get the results instantly to get the micro level SWOT analysis about the learning to review
- Get ready for new learning and better tomorrow

**The assessment to make learning focused**

 e-pariksha

## What is E-Pariksha

- E-Pariksha is an Assessment tool for all Common Entrance Examinations.
- It provides Self and Relative assessment for learning and evaluation.
- It has a set of experts to create the best evaluation content on various fields.
- It customizes the tool for your special needs at an optimum cost making the best ROI.

**The assessment to make learning focused**

The logo for 'e-pariksha' features a stylized blue and white checkered square on the left, followed by the text 'e-pariksha' in a dark blue, sans-serif font. The 'e' is lowercase and the 'pariksha' is lowercase with a dot above the 'i' and 'a'.

# e-pariksha

## Why E-Pariksha

- Let corporate use our tool to create assessments for their learners (employees) for better evaluation
- We become the back bone of evaluation lending our platform with admin tools to Create Assessments, add aspirants and their SWOT analysis.
- Out source all evaluation needs to a single window for effective Time Management.


**The assessment to make learning focused**

# e-pariksha

## Success

**Depends upon previous preparation, and without such preparation there is sure to be failure.**

~ Confucius



**The assessment to make learning focused**

The logo for e-pariksha features a stylized open book with a grid pattern on its pages, positioned to the left of the text.

# e-pariksha

## Who can use E-Pariksha

- Any aspirant who is preparing for any CET needs the tool for focussed learning.
- Any Institute who gives coaching for any CET can use the tool to making learning effective.
- Any corporate who needs to assess the members for better productivity can use the tool.

**The assessment to make learning focused**



**Log on to our web portal to use it**

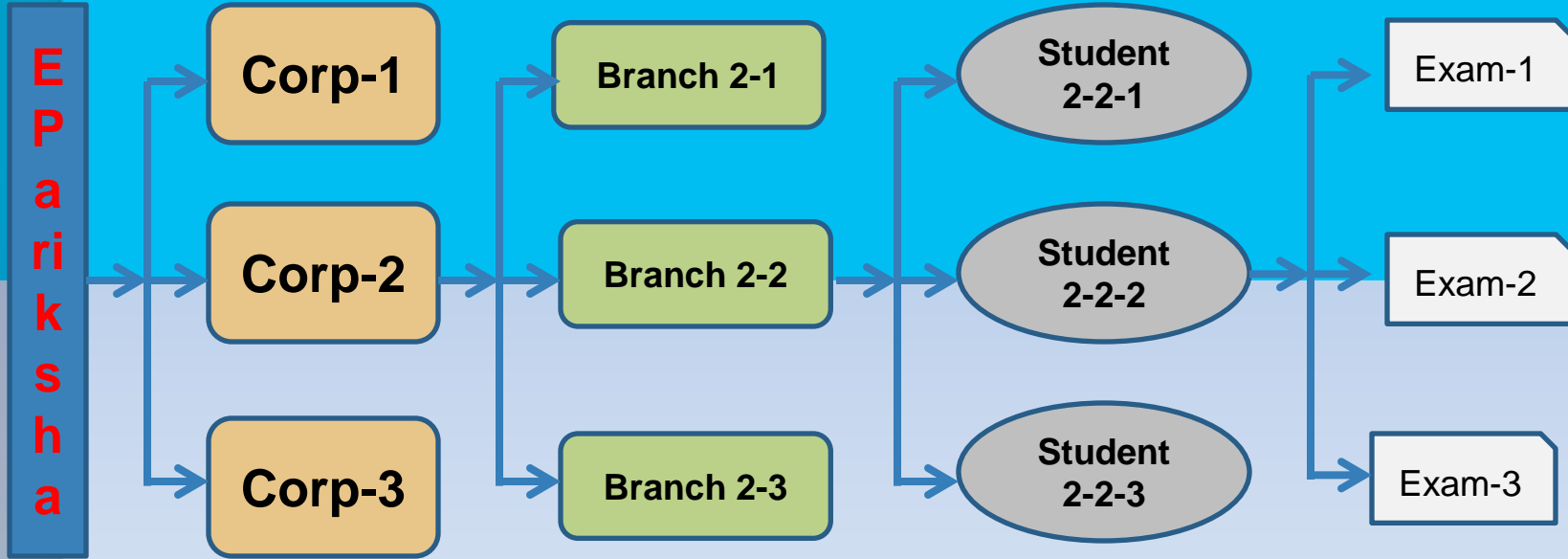
**[www.e-pariksha.com](http://www.e-pariksha.com)**

**The assessment to make learning focused**



# e-pariksha

## Structure of the SAAS portal



The assessment to make learning focused



# e-pariksha

## Roles of each level

### E Pariksha Super Admin

- Create Corporates
- Make the corporates customize the portal to the needs of main portal
- Create a link in the Corporates portal to use the SAAS application
- Monitor the activities and assist the user for better interaction

**The assessment to make learning focused**



# e-pariksha

## Roles of each level

### **E Pariksha Corporate admin**

- Create branches for corporates and admins
- Define subjects and grades and map to Branches
- Create question Banks and make question papers with all details
- Generate consolidated reports linking to Subjects-Grades-Chapters-Branches-Students

**The assessment to make learning focused**



# e-pariksha

## Roles of each level

### **E Pariksha Branch admin**

- Add students and map them with subjects and grades
- Map examinations and schedule them based on the syllabus covered
- Generate consolidated reports linking to Subjects-Grades-Chapters-Students

**The assessment to make learning focused**

## E Pariksha Student

- Write examinations as per the schedule
- Review the questions after writing the examination.
- Post queries based on the review
- Generate consolidated reports linking to Subjects-Grades-Chapters and get SWOT analysis

e-pariksha

Home About Features Corporates Register Login Contact


### In-depth Analysis

- Test-wise
- Subject-Chapter wise
- Over all for Individuals
- Group analysis for Institutions
- Corrective measures

LEARN INTERACT ENGAGE GROW

e-pariksha: The assessment Tool for optimized Learning

The assessment to make learning focused

 e-pariksha

[Home](#) [About](#) [Features](#) [Corporates](#) [Register](#) [Login](#) [Contact](#)

## Login

HOME / LOGIN

### Login Now

Enter your Username Registered with us, and the latest password set for you, In case of problems send mail to the technical director for assistance.

### Forgot Password

Enter your Username, Date of Birth and Mobile Number Registered with us, In case of problems send mail to the technical director for assistance.

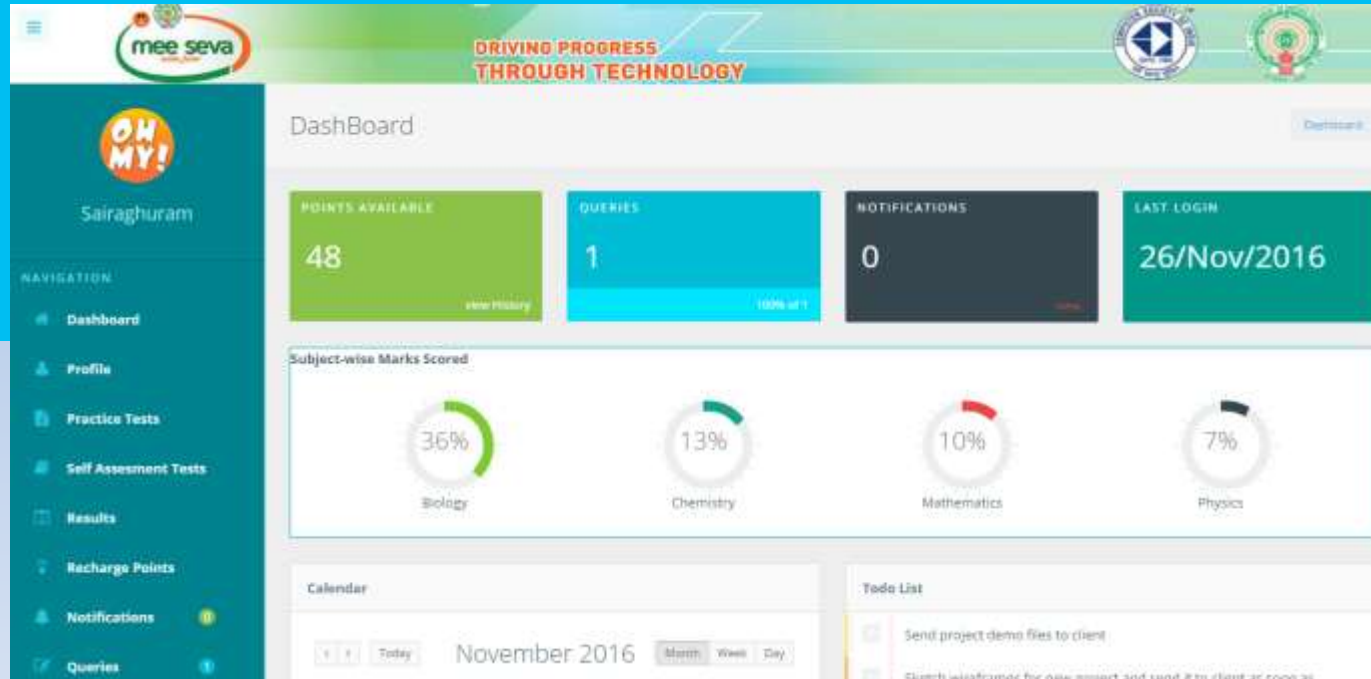
  
  
  
  
[New Registration?](#)

© 2001 e-pariksha.com / All rights reserved.

The assessment to make learning focused

# e-pariksha

## Dash Board



The assessment to make learning focused



# e-pariksha

Exam page

The screenshot displays the Meeseva e-pariksha interface. At the top, the Meeseva logo and the slogan "DRIVING PROGRESS THROUGH TECHNOLOGY" are visible. The user's name "Sairaghuram" is shown on the left. The test information includes: Test Name: SCDF-Test, Time Selected: Custom, Total Que.: 15, and Total Time: 1798 Sec. The question is: "In a galvanic cell, the electrons flow from" with four options: (a) Anode to cathode through the solution, (b) Cathode to anode through the solution, (c) Anode to cathode through the external circuit, and (d) Cathode to anode through the external circuit. The interface also features a navigation bar with "A or 1", "B or 2", "C or 3", and "D or 4" options, and a "Signout" button. Progress indicators show 0 hours, 44 minutes, and 57 seconds remaining.

Q No. 1 [3 Secs] Round: First Q-Type: Single Level: 1 Subject: Chemistry

OH MY!  
Sairaghuram

TEST INFO  
Test Name: SCDF-Test  
Time Selected: Custom  
Total Que.: 15  
Total Time: 1798 Sec

ZOOM IN/OUT QUESTION SIZE

NAVIGATION  
Signout

In a galvanic cell, the electrons flow from

- (a) Anode to cathode through the solution
- (b) Cathode to anode through the solution
- (c) Anode to cathode through the external circuit
- (d) Cathode to anode through the external circuit

©Meeseva.gov.in

A or 1  B or 2  C or 3  D or 4

Prev End Exam Next

HOUR: 0  
MINUTE: 44  
SECOND: 57

The assessment to make learning focused

The screenshot displays the 'Test-Wise Key' page on the e-pariksha platform. The header includes the 'mee seva' logo and the tagline 'DRIVING PROGRESS THROUGH TECHNOLOGY'. The user's name, Sairaghuram, is visible in the top left. A navigation menu on the left lists various options like Dashboard, Profile, Practice Tests, Self Assessment Tests, Results, Recharge Points, Notifications, and Queries. The main content area shows a dropdown menu for 'Select Test Name' with 'Self-Test - 11/29/2016 12:50:00 PM' selected, and a 'Get Result' button. Below this, a summary table provides overall statistics: Total Marks (15), Secured Marks (2), Time Taken (19), Correct (2), Wrong (2), and Skipped (11). The 'View Test-wise Key' section contains a table with columns for Subject, Chapter, Q.No, Marked, Correct, Time(sec), and Result. The results for seven questions in the Chemistry Electrochemistry chapter are as follows:

Subject	Chapter	Q.No	Marked	Correct	Time(sec)	Result
Chemistry	Electrochemistry	1	C	C	10	Correct
Chemistry	Electrochemistry	2	D	D	1	Correct
Chemistry	Electrochemistry	3	A	C	2	Wrong
Chemistry	Electrochemistry	4	D	A	1	Wrong
Chemistry	Electrochemistry	5	Skip	NA	5	Skipped
Chemistry	Electrochemistry	6	NA	NA	NA	NA
Chemistry	Electrochemistry	7	NA	NA	NA	NA

On the right side, there is a sidebar with a 'Test-wise Key' button and links to 'Chapter-wise Summary', 'Subject-wise Summary', and 'All Tests Summary'.

The logo for e-pariksha features a stylized open book icon on the left, with a grid of colored squares (blue, green, yellow, red) extending from the top right corner of the book. 

# e-pariksha

**Our motto is to reach the  
quality education to the  
needy**

**The assessment to make learning focused**

# e-pariksha



## Question Bank generator Tool

Given to all corporates to create questions which will be stored in the HTML format for use

The assessment to make learning focused



e-pāriksha

Thank

You



The assessment to make learning focused



# e-pariksha

Contact us at

- <http://www.e-pariksha.com>
- **kanchibhotla@e-pariksha.com**
- **+91 9392375756**

The assessment to make learning focused



# e-pāriksha

**The assessment to make learning focused**